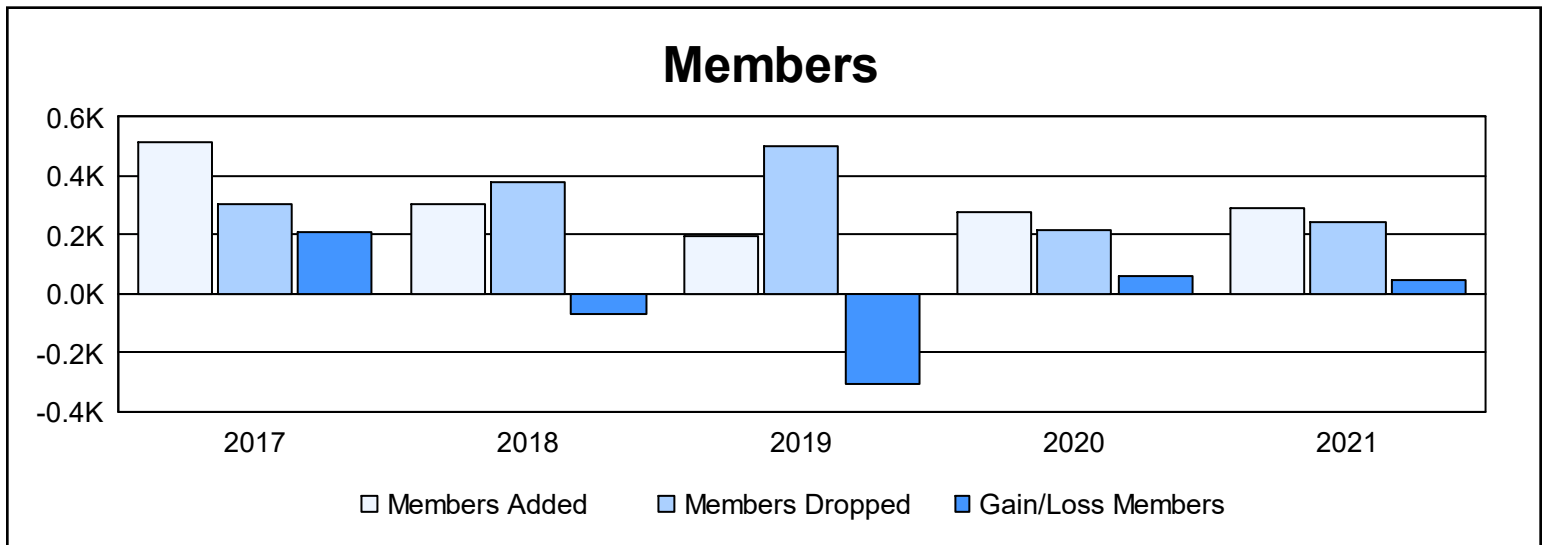
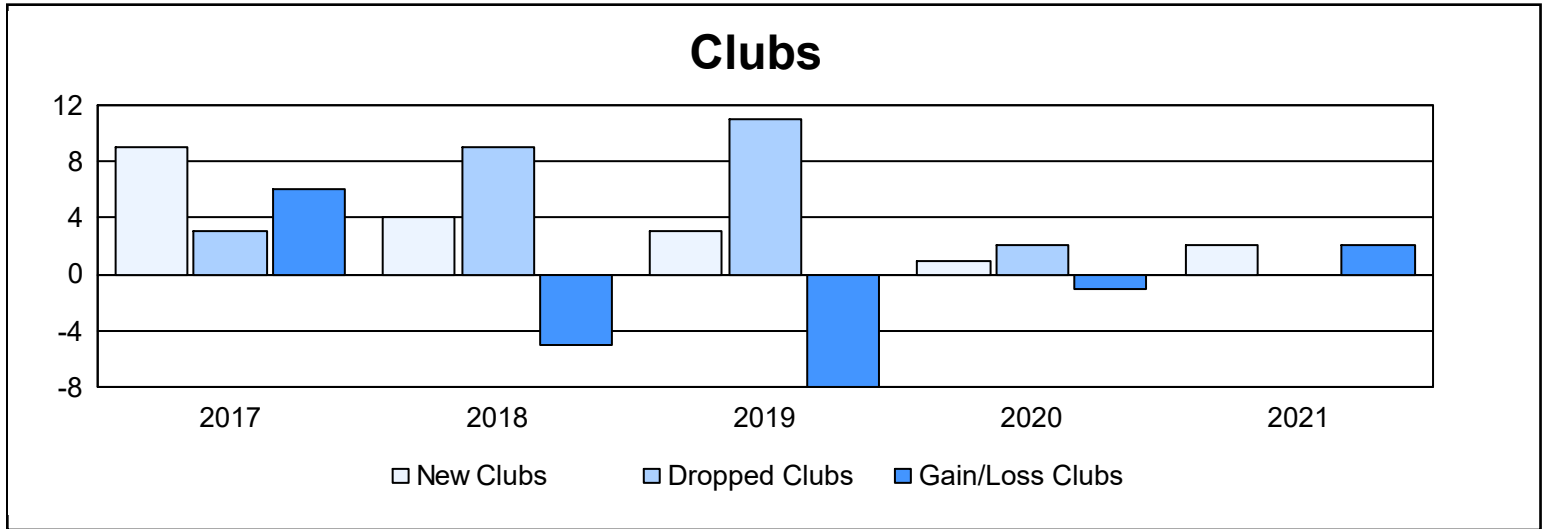
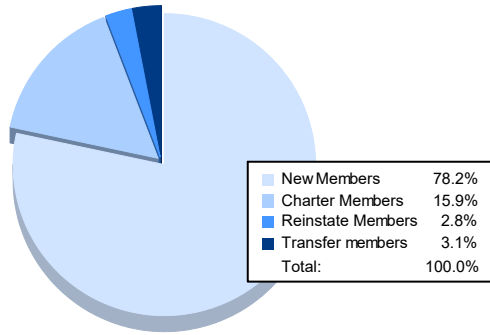


| Year | New Clubs | Dropped Clubs | Gain/ Loss Clubs | New Members | Charter Members | Reinstate Members | Transfer Members | Total Member Added | Total Members Dropped | Gain/ Loss Members |
|----------------|-----------|---------------|------------------|-------------|-----------------|-------------------|------------------|--------------------|-----------------------|--------------------|
| 2016-2017 | 9 | 3 | 6 | 260 | 242 | 7 | 4 | 513 | 305 | 208 |
| 2017-2018 | 4 | 9 | -5 | 199 | 97 | 10 | 0 | 306 | 377 | -71 |
| 2018-2019 | 3 | 11 | -8 | 89 | 91 | 11 | 3 | 194 | 502 | -308 |
| 2019-2020 | 1 | 2 | -1 | 192 | 68 | 15 | 2 | 277 | 218 | 59 |
| 2020-2021 | 2 | 0 | 2 | 226 | 46 | 8 | 9 | 289 | 241 | 48 |
| Average | 4 | 5 | -1 | 193 | 109 | 10 | 4 | 316 | 329 | -13 |



Membership Composition June 2021 Cumulative



Gender Composition June 2021 Cumulative

